

*Dimp Your Words*  
*with*  
*My Dimp*  
*Just about as fancy as can be!*

*My Dimp*  
*User Guide*



# MyPimp User Guide

Thank you and congratulations on your purchase of MyPimp. I trust that your usage of this radical and innovative typeface will be as enjoyable as it was for me in the design and production processes. Please read and keep this User Guide and feel free to let me know if you think it can be improved.

Russell Bean – Type Associates

Faith, Hope  
Charity

Kanlye  
Wind Surfers

Thailand Fish Markets

Fashion  
Week

Happy  
Christmas

Wedding  
75th  
Anniversary

Moree  
ARTESIAN  
Baths  
MOREE AUSTRALIA

fibre  
to  
The Node

# MyPimp User Guide

## *MyPimp is a Display Typeface.*

It was not designed to be used for text or any type that renders at sizes smaller than 16pt. If you do so it will be your decision.

MyPimp was never intended to be used in all-caps. The capitals should be used as initials only. If we see instances of MyPimp in all capitals it will be a clear indication that the user has ignored this Guide.

MyPimp is an OpenType font with typographically-rich features built in. Therefore we recommend using MyPimp in an OpenType-aware application such as the Adobe InDesign CC or Illustrator, Quark XPress and any application that allows the user to control the inbuilt OpenType features of the font. Microsoft Word and Publisher allow the selection of Stylistic Sets which are also built-in to the font and provide pre-set choices of the most desirable swashes, ligatures and other features.

MyPimp should be used with a degree of common sense – where most clashing elements have been eliminated in the creation of contextual alternatives and discretionary ligatures there may be instances that could not be foreseen. Clashes can be averted by turning off the swash feature for just a word or single letter if necessary.

Finally it is imperative that spacing be set to Metrics or zero in the character palette. If inter-glyph connectors appear on-screen to not connect cleanly, please be assured that all letter combinations will connect properly and what you may see is an on-screen anomaly which will not print as such. If unsure change the zoom or print a test proof before adjusting any kerning. A retina screen is highly recommended. Tip: Type menu – Create Outlines.

# Oh, shoot!



## ... The Gallery ...

### *MyPimp's origins: rooted in Hand Lettering.*

*The original concept called for a high contrast semi-calligraphic style with capitals there strictly to be used as initials. The ornate elements of the swash glyphs had to be bold enough to reflect the character of the main letters. The add-on embellishments similarly needed sufficient contrast without losing their ornateness. Some unintentional yet attractive things occurred during the process of creating swash versions of the main glyphs, such as the swelling of the thin strokes in the tight curves, swash g and swash p in all its iterations for example. During testing it became quite clear that this could be a very appealing conduit for enhancing a broad spectrum of messages.*

*“Boldness to satisfy the most sophisticated of macho, yet ornate enough to enrich its feminine calling, readable enough to enhance any printed page and attention-demanding in almost every situation”.*

*With just a comfortable degree of irregularity.*

*Its contrasting strokes carry color well, its adequate suite of ornaments and add-ons provide stylish decoration without interrupting legibility. MyPimp's extensive OpenType features take care of conflicts and clashes. Oldstyle figures are there if you need them. Have fun!*

## Using the Opentype Menu

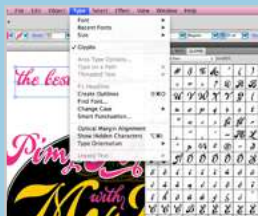
To get the best results from MyPimp it may be necessary on occasions to use a combination of a few different Opentype Features.

Many ligatures are available as both regular ligatures and a swash version of the same character combination. If Swash or Discretionary Ligatures is selected, the ligature will switch to the swash iteration if it exists.



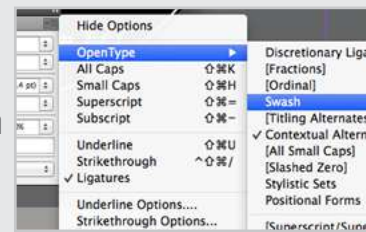
Similarly, if using ordinals in the English language (the suffixes of the abbreviations of first, second, third, fourth etc – st, nd, rd, th) the ordinal will turn into the swash ligature iteration of that ordinal. Swash ordinal glyphs may appear in other languages.

There are many glyphs on the font which cannot be accessed directly from the keyboard. The Glyphs Palette reveals a host of Stylistic Alternates. Note that it may be necessary to disable other Opentype Features in order to effect a change of glyph.



**Ligatures** - MyPimp includes many ornate ligatures which are moderated by exceptions written into the Opentype features.

So to get the best results we recommend turning on Swash and Contextual Alternates.



*Ff fi ffi ff fl bfl Ly Th Th Th Th ai ai ai ai dd dd dd ee ee el eb ell ell fi ff fl gg gg gg gs gs ith ith ith ll ll ll ll mm mm mm ng nn nn oi oi oi oo oo or or os os ou ou pp pp td th th th th th tl tm tn ty ttl tt tt tt tt zz zz zz*

**Oldstyle Figures** - turn on Oldstyle Figures in the Opentype Palette to switch from Lining Figures to Oldstyle.

**Ordinals** - If selecting Ordinals for numerical abbreviations, note that only the ordinal should be selected and if Swashes is also turned on in the Opentype Palette some ordinals will become swash ligature versions: *abdehilmnorstddhlmnt ad ad ad th*



Note that the same result will not be achieved by using Superscript.

**Swash and Stylistic Alternates**

*A N K L M R T U Z z b d d f f g g h h h h h h k k k k k l l m n o p p p q s s t t t t t z z z z z*

**Ending Glyphs & Alternate Ending Ligatures**

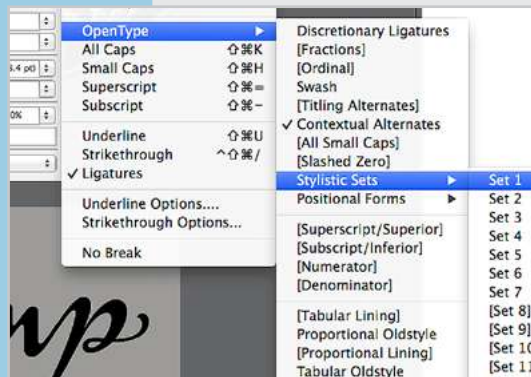
*a ai b c d d da e ee el ell f f f g gg gs h i ith ith k k l l l ll m mm n nn o oi oo or os ou p q r s s s s t th th th tt tt t tm tn ty u y zz zz*

**Ornaments & Underscores**



# Stylistic Sets

As MyPimp contains many swash and ending alternates, the font includes a variety of OpenType features which take the work out of choosing which glyphs to use and which ones to turn off. Some applications including MS Word may access a variety of Swash and Endings combinations by using pre-defined Stylistic Sets. Other applications provide access to the same sets in the OpenType menu. Ending glyphs take precedence over swashes.



- Set 1 *The quick brown fox jumps the lazy dogs*
- Set 2 *The quick brown fox jumps the lazy dogs*
- Set 3 *The quick brown fox jumps the lazy dogs*
- Set 4 *The quick brown fox jumps the lazy dogs*
- Set 5 *The quick brown fox jumps the lazy dogs*
- Set 6 *The quick brown fox jumps the lazy dogs*

Stylistic Sets			
	SWASHES ON	BEGIN SWASH ALLOWED	FINAL SWASH ALLOWED
Stylistic Set 1	●	●	●
Stylistic Set 2	●	●	✘
Stylistic Set 3	●	✘	●
Stylistic Set 4	✘	✘	●
Stylistic Set 5	✘	✘	✘
Stylistic Sets 6-20	All off.		

For all stylistic sets to work as intended using OpenType-aware applications it is important that only one Stylistic Set be selected at any time and also that other OpenType Features be de-selected.

Typography Tip: *We all love to use ampersands (&). A popular recent trend in typography sees ampersands used in running text. This is not a correct use of the symbol and should be avoided. It could be that the user is trying to save space but after all, this saves only two keystrokes. Laziness perhaps? Please reserve the use of ampersands to names: |Smith & Jones, Inc, Bonnie & Clyde, Butch & Sundance, Bogie & Bacall, etc|.*

## Using the Opentype Menu

**Swashes** - MyPimp's concept is based upon a swash or ornate appearance. The typeface may look a little bland with no swashes. But the skill in using this font is not so much in using a swash for every single opportunity, rather knowing when to turn them off.

To help you we have built-in some contextual alternates that take the work out of avoiding clashes and over-use of swashes. Try turning off the Contextual Alternates feature to see the result. This feature may be on by default in some applications.

With Contextual Alternates selected in the Opentype Palette, most words will end in an ending glyph iteration, If you prefer word endings with regular glyphs, select Stylistic Sets – Set 2. End-glyphs when preceding a



comma, period, quotation mark or carriage return will change to an ornate iteration which can be further enhanced by adding

one of 19 ending ornaments. These add-ons can only be accessed via the Glyphs Palette and are designed to join seamlessly with the ending glyphs, they should require no spacing adjustment.

**Underscores** - there are 3 different lengths of underscores that also can only be accessed via the Glyphs Palette. Simply place the text cursor within the word and select your choice of underscore in the Glyphs Palette. Underscores have a zero advance width which means they will not affect the spacing within the word.

If the positioning is not to your liking try it in another location within the word or use a different version.





## Other Fonts from Type Associates

*Apple Rough Script*

*Andaliya Family* – 18 styles

*Bearwood Script*

*Billabong* – 4 styles

*Bougainville* – 4 styles

**CARMEL**

*Casual Brush Script*

**CHARLESTON CAPS**

**CompSans 226**

*Craigie Halpen* – 4 styles

*Dotmap* – 3 styles

*Empirical* – 12 styles

*Endoradine*

*Eumundi Sans* – 6 styles

*Eumundi Serif* – 6 styles

**Fremantle** – 2 styles

*Hangtime* – 2 styles

*Interval Roman*

*Koomerang* – 5 styles

**LATIN CASUAL**

*Monday Serif*

*Macaroni Sans* – 17 styles

**Macquarie Heavy**

*Melissa*

*Progeny* – 3 styles

*Rhapsodie*

*Rhodamine Blue*

*Sanguine* – 4 styles

*Semaphore*

*Spencerius Formal*

*Threepoints East* – 2 styles

*Threepoints North* – 2 styles

*Threepoints West* – 2 styles

*Virginia* – 4 styles

*Virginia Neo* – 8 styles

*Washington* – 5 styles

**Xaltier**

Do you  
Want  
Some Extra  
Swashes  
With That?



### TYPE ASSOCIATES FONTS SINGLE-USER LICENSE AGREEMENT Type Associates Fonts are subject to the following Agreement.

By downloading the selected font/s you acknowledge that you have read and accepted the terms and conditions of this Agreement. If you do not wish to be bound by the Agreement, you cannot access, use or download the Font Software. Please read all of the Agreement before you agree to be bound by its terms and conditions.

You may not copy or distribute the Font Software except in the following circumstances: you may make one backup copy for archival purposes; you may electronically distribute Font Software embedded in a Portable Document Format (PDF) document or when the Font Software embedded is in a static graphic image (for example, a "gif", "tiff", "jpeg", "png", "eps" etc) or other embedded electronic document in a secure format that permits only the viewing and printing (and not the editing, altering, enhancing, or modifying) of such static graphic image or embedded document; you may provide a copy of the Font Software used in the production of a specific document to a service bureau or a commercial printer for use by that service bureau or printer in reproducing the specific document but only if the service bureau or printer represents to you that it has acquired a valid license to use the specific Font Software.

You may not embed Font Software in a Commercial Product without a separate written license to do so.

You hereby agree that the vector art and all binary data contained within all Font Software from Type Associates are regarded as intellectual property, are subject to copyright and as such are protected by laws which govern their use including but not limited to altering, reverse engineering, decompiling, disassembling or otherwise duplicating any component of such data for any reason unless expressly permitted by this Agreement. You may not edit the data contained within the Font Software without written permission.

You may not, under any circumstances donate this font software or any modified iteration of this font to any unauthorized software distributor for the purpose of SHARING. This software is NEITHER FREeware nor SHAREWARE. Changing the name of this typeface design is not permitted in any way nor does it constitute an acceptable argument for violating its identity. If you have obtained this font software from a free font-sharing website be aware that you may be held liable for damages if caught. Type Associates actively trawls the internet and print media to seek out instances of its font library usage.

Unless otherwise stated, a Type Associates font is licensed for use on up to 5 CPUs (Central Processing Units) at one location. Multi-User site licenses are available for situations where more than 5 CPUs are required, the price is dependent on the number of CPUs for which licensing is required. Contact your font vendor for more information.

The Agreement shall automatically terminate upon failure by you (or any authorized person to whom you have given permission to use the Font Software) to comply with its terms and conditions in which case you must remove and destroy all copies of the Font Software. All rights reserved.

Disclaimer: TYPE ASSOCIATES DOES NOT WARRANT THE RESULTS YOU MAY EXPECT FROM THE FONT SOFTWARE. EXCEPT FOR THIS LIMITED WARRANTY TYPE ASSOCIATES MAKES NO REPRESENTATIONS OR WARRANTIES EXPRESS OR IMPLIED AS TO FITNESS OR MERCHANTABILITY FOR ANY PARTICULAR PURPOSE. IN NO EVENT WILL TYPE ASSOCIATES BE LIABLE TO YOU OR ANYONE ELSE FOR ANY CONSEQUENTIAL OR INCIDENTAL LOSSES, INCLUDING WITHOUT LIMITATION ANY LOSS OF PROFITS, DATA OR BUSINESS OPPORTUNITIES. TYPE ASSOCIATES WILL REPLACE FONT SOFTWARE DEEMED TO BE DEFECTIVE IF NOTIFIED WITHIN 90 DAYS FROM DATE OF PURCHASE.

Copyright ©2020 Type Associates Pty Limited ACN 58 059 932 384 (Type Associates) 0520

typeassociates.com fonts@typeassociates.com